

MATERIAL SUPLEMENTARIO 2

Figura S2.1. Abundancia relativa y riqueza de grupos funcionales en Tumbaya Grande, Quebrada de Humahuaca (Jujuy, Rep. Argentina) durante otoño, invierno y primavera 2016, y verano 2017.

Figure S2.1. Relative abundance and richness of functional groups in Tumbaya Grande, Quebrada de Humahuaca (Jujuy, Rep. Argentina) during autumn, winter and spring 2016 and summer 2017.

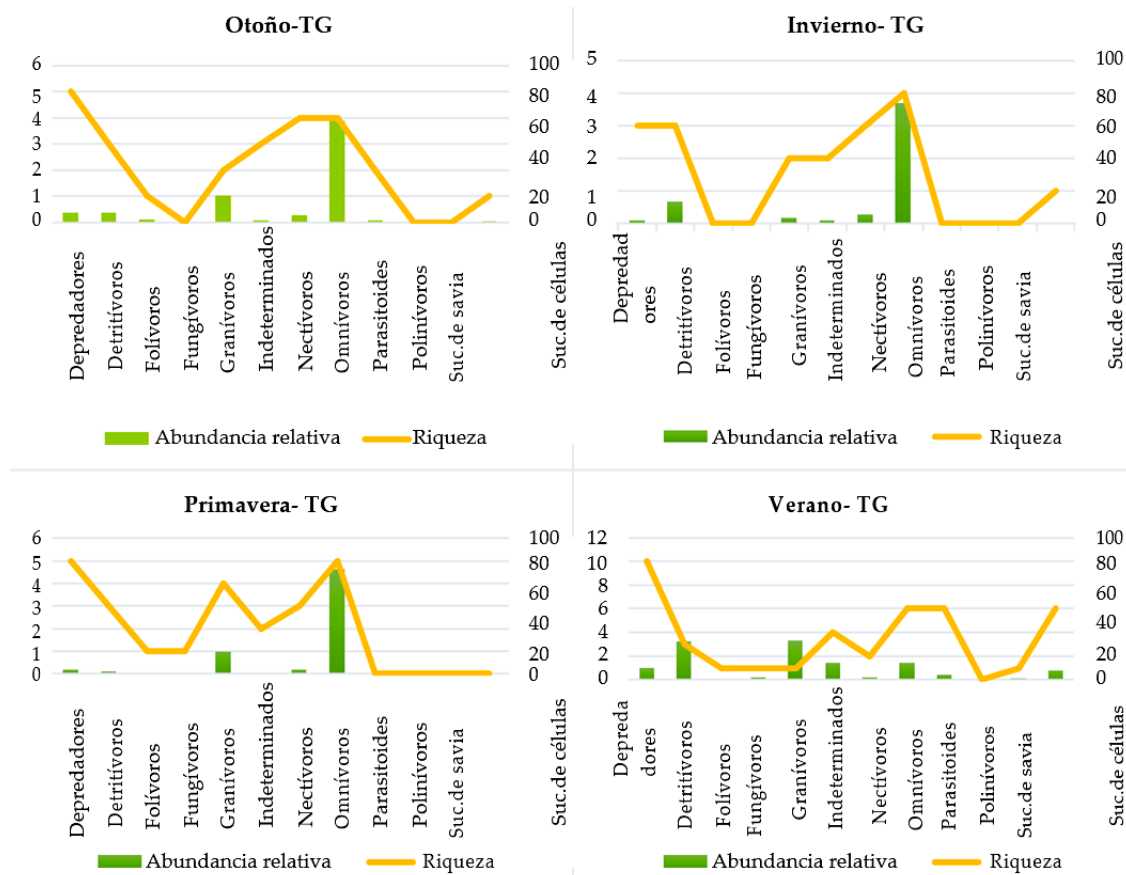


Figura S2.2. Abundancia relativa y riqueza de grupos funcionales en Chucalezna, Quebrada de Humahuaca (Jujuy, Rep. Argentina) durante otoño, invierno y primavera 2016 y verano 2017.

Figure S2.2. Relative abundance and richness of functional groups in Chucalezna, Quebrada de Humahuaca (Jujuy, Rep. Argentina) during autumn, winter and spring 2016 and summer 2017.

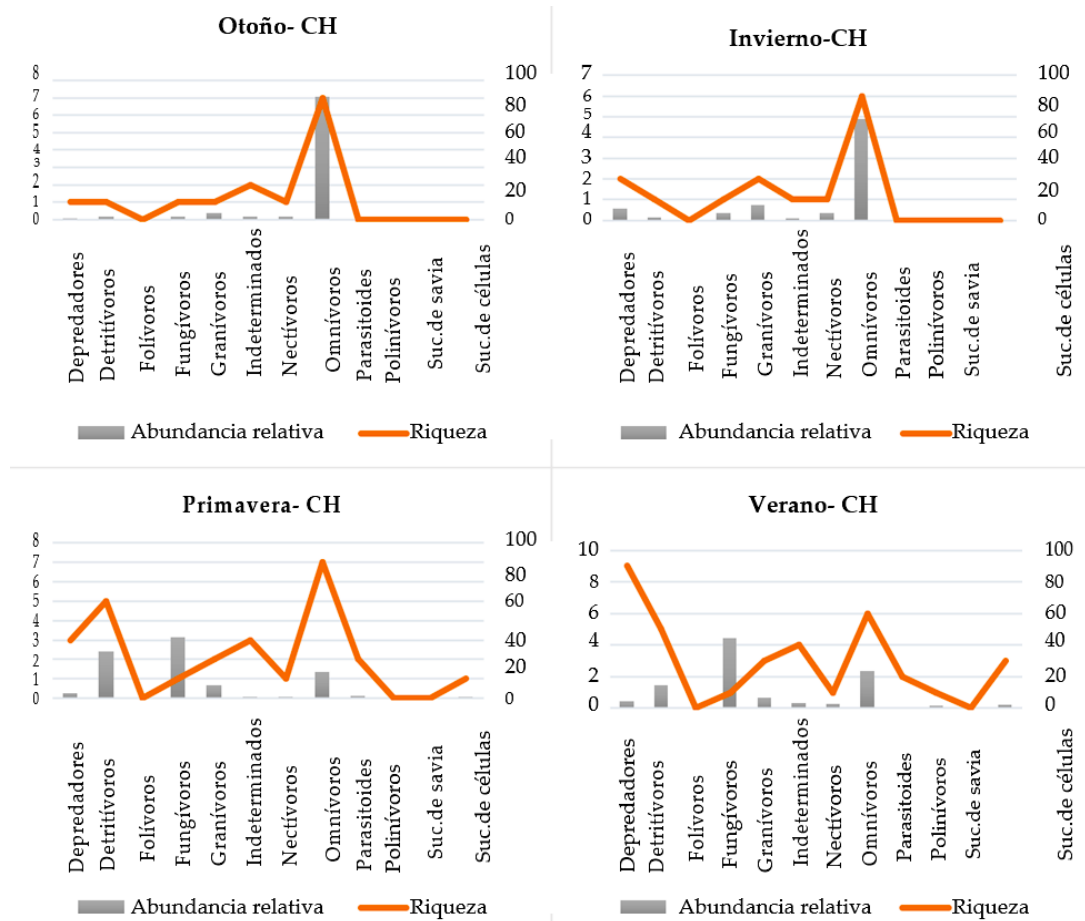


Figura S2.3. Abundancia relativa y riqueza de grupos funcionales en Coraya, Quebrada de Humahuaca (Jujuy, Rep. Argentina) durante otoño, invierno y primavera 2016 y verano 2017.

Figure S2.3. Relative abundance and richness of functional groups in Coraya, Quebrada de Humahuaca (Jujuy, Rep. Argentina) during autumn, winter and spring 2016 and summer 2017.

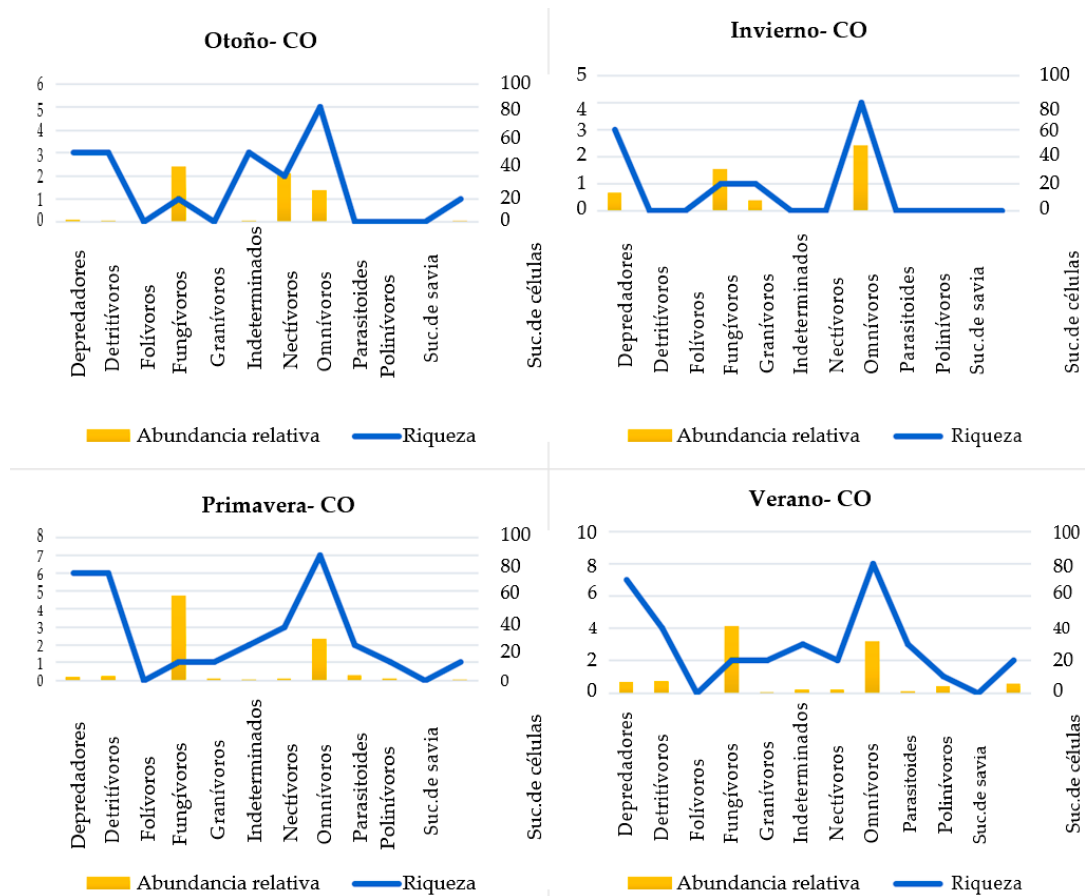


Figura S2.4. Abundancia relativa y riqueza de grupos funcionales en Tres Cruces, Quebrada de Humahuaca (Jujuy, Rep. Argentina) durante otoño, invierno y primavera 2016 y verano 2017.

Annex S2.4. Relative abundance and richness of functional groups in Tres Cruces, Quebrada de Humahuaca (Jujuy, Rep. Argentina) during autumn, winter and spring 2016 and summer 2017.

